

## 2.5 Key Social Indicators

### i) Literacy (as per Census 2011)

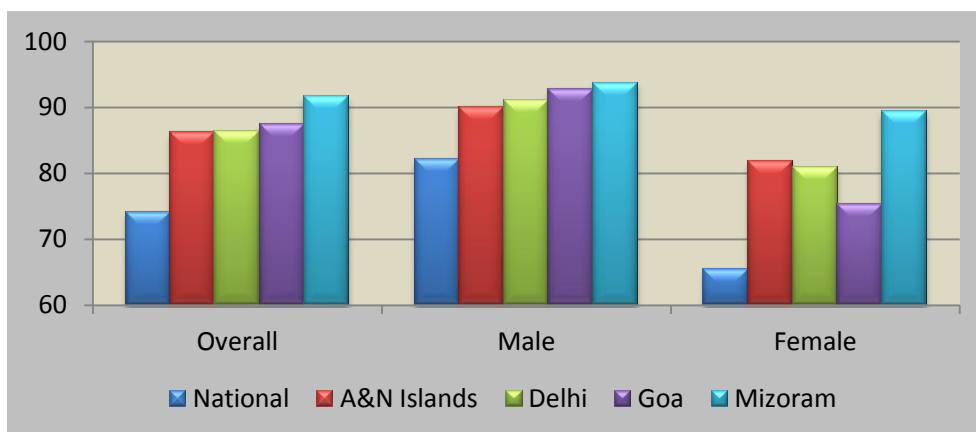
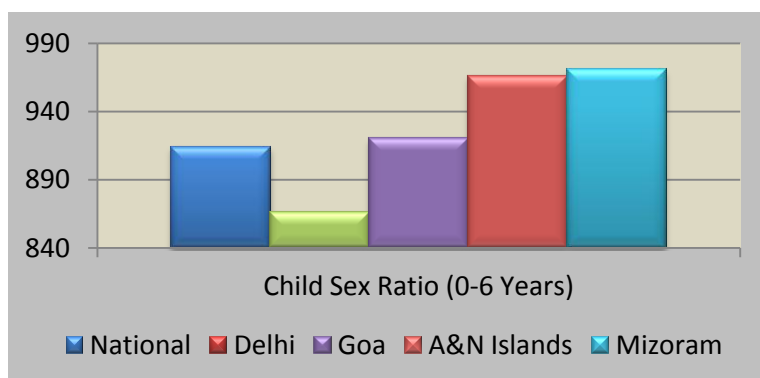


Table 4

Parameters	National	A & N Islands	Delhi	Goa	Mizoram
<b>Overall</b>	73.00%	86.60%	86.20%	88.70%	91.30%
<b>Male</b>	80.90%	90.30%	90.90%	92.60%	93.30%
<b>Female</b>	65.60%	82.40%	80.80%	84.70%	89.30%

Table 5

### ii) Child Sex Ratio (0-6 years) (Census 2011)



Parameters	0-6 years
National	919
A & N Islands	871
Delhi	942
Goa	968
Mizoram	970

Table 6

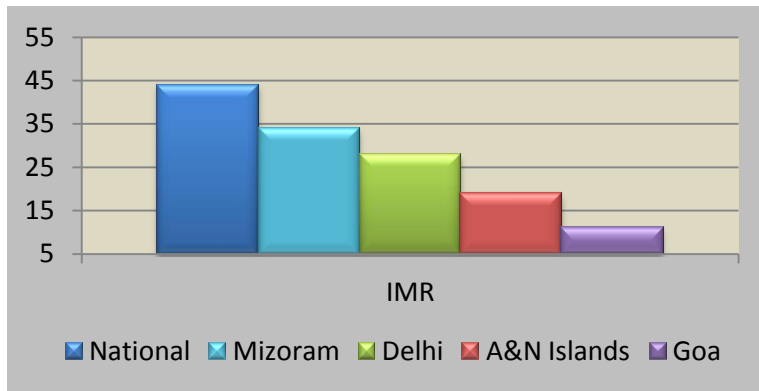
### Others

Parameters	A & N Islands	National
iii) Maternal Mortality Ration (per lakh)	35.63 (2011)	212 (2007-09)
iv) Persons/Bed Ratio	367:1	1163:1
v) Persons/Doctor (Actual)	2235.:1	2000:1
vi) Persons/Doctor (Sanctioned Post)	2158:1	--

Table 7

### vii) No out of School Children, Negligible Child Labour

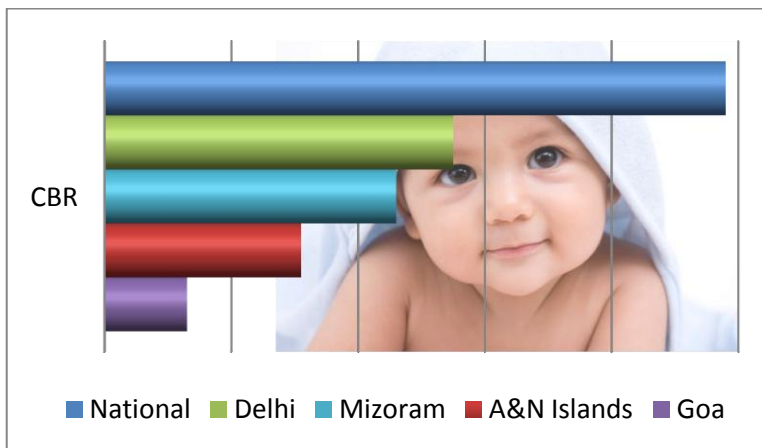
viii) Infant Mortality Rate (SRS Bulletin (Oct 2012))



Parameters	0-6 years
National	44
A & N Islands	34
Delhi	28
Goa	23
Mizoram	11


Table 8

ix) Crude Birth Rate (SRS Bulletin (Oct 2012))



Parameters	0-6 years
Goa	13.3
A & N Islands	15.1
Mizoram	16.6
Delhi	17.5
National	21.8

Table 9



Natural Bridge formation at Neil Island